


4592 m.

GRANDE PRÉMIO TISSOT DE PORTUGAL

Qualifying Nr. 1

Classification



	Rider	Nation	Team	Motorcycle	Time	Lap	Total	Gap	Top Speed
1	43 Xavier ARTIGAS	SPA	CFMOTO Racing PruestelGP	CFMOTO	1'47.694	4	7		244.3
2	24 Tatsuki SUZUKI	JPN	Leopard Racing	HONDA	1'47.894	6	6	0.200 0.200	241.0
3	95 Collin VEIJER	NED	Liqui Moly Husqvarna Intact GP	HUSQVARNA	1'47.913	5	8	0.219 0.019	242.6
4	54 Riccardo ROSSI	ITA	SIC58 Squadra Corse	HONDA	1'48.092	2	7	0.398 0.179	242.1
5	18 Matteo BERTELLE	ITA	Rivacold Snipers Team	HONDA	1'48.206	6	6	0.512 0.114	242.6
6	19 Scott OGDEN	GBR	VisionTrack Racing Team	HONDA	1'48.293	6	6	0.599 0.087	240.0
7	7 Filippo FARIOLI	ITA	Red Bull KTM Tech3	KTM	1'48.614	7	8	0.920 0.321	238.9
8	64 Mario AJI	INA	Honda Team Asia	HONDA	1'48.687	6	6	0.993 0.073	240.5
9	63 Syarifuddin AZMAN	MAL	MT Helmets - MSI	KTM	1'48.729	4	7	1.035 0.042	244.3
10	70 Joshua WHATLEY	GBR	VisionTrack Racing Team	HONDA	1'48.731	4	7	1.037 0.002	241.0
11	55 Romano FENATI	ITA	Rivacold Snipers Team	HONDA	1'48.834	3	6	1.140 0.103	238.9
12	72 Taiyo FURUSATO	JPN	Honda Team Asia	HONDA	1'49.271	2	4	1.577 0.437	239.4
13	22 Ana CARRASCO	SPA	BOE Motorsports	KTM	1'49.379	2	7	1.685 0.108	243.2
14	20 Lorenzo FELLON	FRA	CIP Green Power	KTM	1'50.055	6	6	2.361 0.676	238.9

Practice condition: Dry

Air: 25°

Humidity: 51%

Ground: 42°

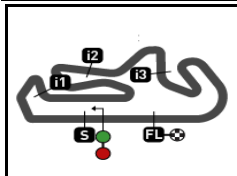
Fastest Lap:	Lap: 4	Xavier ARTIGAS	1'47.694	153.5 Km/h
Best Race Lap:	2021	Gabriel RODRIGO	1'47.610	153.6 Km/h
All Time Lap Record:	2023	Ivan ORTOLÁ	1'46.971	154.5 Km/h

The results are provisional until the end of the limit for protest and appeals.

Time limit for protest expires 30' after publication of the results - Time:

These data/results cannot be reproduced, stored and/or transmitted in whole or in part by any manner of electronic, mechanical, photocopying, recording, broadcasting or otherwise now known or herein after developed without the previous express consent by the copyright owner, except for reproduction in daily press and regular printed publications on sale to the public within 60 days of the event related to those data/results and always provided that copyright symbol appears together as follows below.

© DORNA, 2023



4592 m.

GRANDE PRÉMIO TISSOT DE PORTUGAL

Qualifying Nr. 1

Top Speed & Average

21A



<i>Rider</i>	<i>Nation</i>	<i>Motorcycle</i>	<i>Top 5 speeds</i>					<i>Average</i>	<i>Top</i>
43 Xavier ARTIGAS	SPA	CFMOTO	244.3	243.7	243.2	242.6	241.0	243.0	244.3
63 Syarifuddin AZMAN	MAL	KTM	244.3	242.6	240.5	239.4	238.9	241.1	244.3
22 Ana CARRASCO	SPA	KTM	243.2	241.6	241.6	240.5	235.8	240.5	243.2
18 Matteo BERTELLE	ITA	HONDA	242.6	237.3	236.8	236.8		238.4	242.6
95 Collin VEIJER	NED	HUSQVARNA	242.6	241.6	241.0	240.0	239.4	240.7	242.6
54 Riccardo ROSSI	ITA	HONDA	242.1	241.6	241.6	240.5	238.9	240.9	242.1
24 Tatsuki SUZUKI	JPN	HONDA	241.0	241.0	240.5	239.4		240.5	241.0
70 Joshua WHATLEY	GBR	HONDA	241.0	240.5	239.4	239.4	238.9	239.8	241.0
64 Mario AJI	INA	HONDA	240.5	237.3	236.8	235.8		237.6	240.5
19 Scott OGDEN	GBR	HONDA	240.0	240.0	238.9	237.3		239.1	240.0
72 Taiyo FURUSATO	JPN	HONDA	238.4	237.8				238.1	239.4
7 Filippo FARIOLI	ITA	KTM	238.9	236.8	236.8	236.8	235.8	237.0	238.9
20 Lorenzo FELLON	FRA	KTM	238.9	238.9	237.3	235.2		237.6	238.9
55 Romano FENATI	ITA	HONDA	238.9	238.4	237.8	234.7		237.5	238.9

These data/results cannot be reproduced, stored and/or transmitted in whole or in part by any manner of electronic, mechanical, photocopying, recording, broadcasting or otherwise now known or herein after developed without the previous express consent by the copyright owner, except for reproduction in daily press and regular printed publications on sale to the public within 60 days of the event related to those data/results and always provided that copyright symbol appears together as follows below.

© DORNA, 2023

Official MotoGP Timing by TISSOT
www.motogp.com



Portimao, Saturday, March 25, 2023



GRANDE PRÉMIO TISSOT DE PORTUGAL

Qualifying Nr. 1

Chronological Analysis of Performances

22A

* Lap / Sector time cancelled T1 Time from finish line to 1st intermediate T3 Time from 2nd intermed. to 3rd intermed.
 P Crossing the finish line in pit lane T2 Time from 1st intermed. to 2nd intermed. T4 Time from 3rd intermediate to finish line

Lap	Lap Time	T1	T2	T3	T4	Speed	Lap	Lap Time	T1	T2	T3	T4	Speed		
1st	43	Xavier ARTIGAS CFMOTO Racing Pru SPA						5	5'45.411	13.263	35.347	16.603	34.518		
		Runs=2 Total laps=7 Full laps=4 Valid laps=3						6	1'48.206	23.179	34.444	16.249	34.334	236.8	
1	3'14.777	14.460	36.323	16.623	38.885										
2	1'48.504	23.204	34.445	16.353	34.502	242.6									
3	1'58.755 *	29.610	37.100*	16.680	35.365	241.0									
4	1'47.694	22.926	34.250	16.080	34.438	244.3									
5	2'11.464 P	23.393	40.286	16.812	50.973	243.2									
6	3'07.626	13.379	34.870	16.374	35.363										
7	1'48.556	23.282	34.388	16.206	34.680	243.7									
2nd	24	Tatsuki SUZUKI Leopard Racing JPN						6th	19	Scott OGDEN VisionTrack Racing T GBR					
		Runs=2 Total laps=6 Full laps=3 Valid laps=2								Runs=2 Total laps=6 Full laps=3 Valid laps=3					
1	2'37.058	13.524	35.320	16.495	34.876		1	2'37.836	13.484	35.157	16.338	34.534			
2	1'49.069 *	23.302	34.875*	16.329	34.563	240.5	2	1'48.412	23.304	34.504	16.187	34.417	240.0		
3	1'48.371	23.220	34.595	16.239	34.317	241.0	3	1'48.356	23.248	34.512	16.240	34.356	240.0		
4	2'07.117 P	24.636	35.401*	16.744	50.336	241.0	4	2'06.375 P	23.502	35.795	16.733	50.345	238.9		
5	5'42.017	12.464	34.851	16.289	34.223		5	5'44.557	12.798	34.742	16.492	34.238			
6	1'47.894	23.131	34.465	16.191	34.107	239.4	6	1'48.293	23.180	34.452	16.227	34.434	237.3		
3rd	95	Collin VEIJER Liqui Moly Husqvarna NED						7th	7	Filippo FARIOLI Red Bull KTM Tech3 ITA					
		Runs=1 Total laps=8 Full laps=7 Valid laps=7								Runs=2 Total laps=8 Full laps=5 Valid laps=4					
1	3'20.847	13.378	35.412	17.553	36.489		1	2'32.169	13.404	36.677	17.231	35.598			
2	1'48.990	23.391	34.517	16.508	34.574	241.0	2	1'49.338	23.271	34.819	16.538	34.710	238.9		
3	1'48.395	23.206	34.458	16.397	34.334	241.6	3	1'48.745	23.304	34.623	16.365	34.453	236.8		
4	1'52.992	25.356	37.022	16.258	34.356	238.9	4	1'58.829	24.186	38.590	17.200	38.853	236.8		
5	1'47.913	23.285	34.177	16.196	34.255	242.6	5	2'05.800 P	23.211	35.185*	16.941	50.463	236.8		
6	1'51.548	24.896	35.102	16.599	34.951	239.4	6	2'56.342	13.068	35.122	16.416	34.586			
7	1'48.413	23.221	34.346	16.364	34.482	239.4	7	1'48.614	23.379	34.627	16.240	34.368	235.8		
8	1'51.204	23.284	35.729	17.160	35.031	240.0	8	1'48.484 *	23.373	34.537	16.198	34.376*	235.2		
4th	54	Riccardo ROSSI SIC58 Squadra Corse ITA						8th	64	Mario AJI Honda Team Asia INA					
		Runs=2 Total laps=7 Full laps=4 Valid laps=4								Runs=2 Total laps=6 Full laps=3 Valid laps=3					
1	3'15.141 *	14.606	36.347	17.079	38.459*		1	2'32.905	13.217	36.858	18.053	36.009			
2	1'48.092	23.205	34.457	16.208	34.222	241.6	2	1'49.064	23.399	34.707	16.352	34.606	237.3		
3	1'57.604	28.380	37.999	16.508	34.717	241.6	3	1'49.041	23.433	34.588	16.342	34.678	236.8		
4	1'48.232	23.131	34.362	16.220	34.519	240.5	4	2'09.095 P	24.409	36.486	17.163	51.037	235.8		
5	2'14.126 P	26.793	39.657	16.556	51.120	238.9	5	5'46.785	12.731	35.583	16.928	35.198			
6	3'41.661	13.486	36.046	17.013	35.716		6	1'48.687	23.315	34.661	16.202	34.509	240.5		
7	1'48.570	23.245	34.501	16.281	34.543	242.1									
5th	18	Matteo BERTELLE Rivacold Snipers Tea ITA						9th	63	Syarifuddin AZMAN MT Helmets - MSI MAL					
		Runs=2 Total laps=6 Full laps=3 Valid laps=2								Runs=2 Total laps=7 Full laps=4 Valid laps=4					
1	2'32.286	15.236	39.853	17.263	35.035		1	3'14.519	14.018	36.384	16.697	39.227			
2	1'50.611	24.460	35.216	16.467	34.468	242.6	2	1'49.200	23.634	34.861	16.265	34.440	239.4		
3	1'48.083 *	23.148	34.479	16.226	34.230*	237.3	3	1'58.241	29.674	36.863	16.592	35.112	244.3		
4	2'10.332 P	25.829	37.417	17.708	49.378	236.8	4	1'48.729	23.427	34.578	16.246	34.478	240.5		
							5	2'11.182 P	23.351	39.761	16.721	51.349	242.6		
							6	3'42.945 *	12.748	35.364	16.762	35.709*			
							7	1'48.806	23.587	34.552	16.276	34.391	238.9		
10th	70	Joshua WHATLEY VisionTrack Racing T GBR													
		Runs=2 Total laps=7 Full laps=4 Valid laps=4													
1	3'15.132	17.050	37.161	16.741	39.651										
2	1'48.901	23.511	34.593	16.267	34.530	238.9									
3	1'58.257	29.692	36.737	16.557	35.271	239.4									

Fastest Lap: Xavier ARTIGAS CFMOTO Racing Pru SPA **1'47.694** 22.926 34.250 16.080 34.438

These data/results cannot be reproduced, stored and/or transmitted in whole or in part by any manner of electronic, mechanical, photocopying, recording, broadcasting or otherwise now known or herein after developed without the previous express consent by the copyright owner, except for reproduction in daily press and regular printed publications on sale to the public within 60 days of the event related to those data/results and always provided that copyright symbol appears together as follows below.
 © DORNA, 2023



Qualifying Nr. 1

Moto3

Lap	Lap Time		T1	T2	T3	T4	Speed	Lap	Lap Time	T1	T2	T3	T4	Speed
4	1'48.731		23.390	34.600	16.206	34.535	241.0							
5	2'09.912	P	25.948	36.013	17.302	50.649	240.5							
6	3'44.195		12.866	35.572	16.623	36.584								
7	1'49.306		23.544	34.722	16.261	34.779	239.4							

11th 55 Romano FENATI Rivacold Snipers Tea ITA
 Runs=2 Total laps=6 Full laps=3 Valid laps=3

1	2'31.295		13.575	36.839	16.733	35.968								
2	1'52.881		26.278	35.044	16.520	35.039	234.7							
3	1'48.834		23.221	34.774	16.318	34.521	237.8							
4	2'12.160	P	23.543	42.362*	16.980	49.275	238.4							
5	5'43.157		13.577	34.798	16.500	35.158								
6	1'48.911		24.114	34.424	16.123	34.250	238.9							

12th 72 Taiyo FURUSATO Honda Team Asia JPN
 Runs=2 Total laps=4 Full laps=1 Valid laps=1

1	2'05.174		13.285	35.504	16.759	34.961								
2	1'49.271		23.518	34.679	16.384	34.690	238.4							
3	2'11.630	P	25.321	36.173	17.323	52.813	237.8							
4	5'30.048		13.490	35.529	16.919	34.970								

13th 22 Ana CARRASCO BOE Motorsports SPA
 Runs=2 Total laps=7 Full laps=4 Valid laps=4

1	3'15.168		16.013	36.139	16.885	39.388								
2	1'49.379		23.723	34.772	16.372	34.512	235.8							
3	1'54.465		25.419	38.163	16.363	34.520	241.6							
4	1'50.679		23.451	35.504	17.044	34.680	240.5							
5	2'13.985	P	23.651	37.528	16.679	56.127	243.2							
6	3'15.658		13.762	36.843	16.978	36.728								
7	1'49.544		23.495	34.807	16.386	34.856	241.6							

14th 20 Lorenzo FELLON CIP Green Power FRA
 Runs=2 Total laps=6 Full laps=3 Valid laps=3

1	2'37.159		13.873	37.451	16.725	35.541								
2	1'50.446		23.833	35.149	16.448	35.016	238.9							
3	1'50.481		23.482	35.297	16.534	35.168	237.3							
4	2'07.478	P	24.131	36.754	17.130	49.463	235.2							
5	5'41.705		12.923	35.372	16.602	34.872								
6	1'50.055		23.413	35.069	16.517	35.056	238.9							

Fastest Lap: Xavier ARTIGAS CFMOTO Racing Pru SPA **1'47.694** 22.926 34.250 16.080 34.438

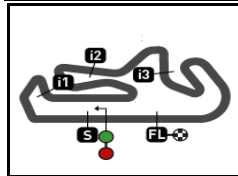
These data/results cannot be reproduced, stored and/or transmitted in whole or in part by any manner of electronic, mechanical, photocopying, recording, broadcasting or otherwise now known or herein after developed without the previous express consent by the copyright owner, except for reproduction in daily press and regular printed publications on sale to the public within 60 days of the event related to those data/results and always provided that copyright symbol appears together as follows below.
 © DORNA, 2023

Official MotoGP Timing by TISSOT
 www.motogp.com

Portimao, Saturday, March 25, 2023

Page 2 of 2





4592 m.

GRANDE PRÉMIO TISSOT DE PORTUGAL

After the Qualifying Nr. 1

Event Best Maximum Speed

Moto3™



Rider	Nation	Team	Motorcycle	Km/h	
44 David MUÑOZ	SPA	BOE Motorsports	KTM	247.7	Practice Nr. 3
96 Daniel HOLGADO	SPA	Red Bull KTM Tech3	KTM	246.0	Practice Nr. 3
54 Riccardo ROSSI	ITA	SIC58 Squadra Corse	HONDA	246.0	Practice Nr. 3
66 Joel KELSO	AUS	CFMOTO Racing PruestelGP	CFMOTO	244.8	Practice Nr. 3
63 Syarifuddin AZMAN	MAL	MT Helmets - MSI	KTM	244.3	Qualifying Nr. 1
10 Diogo MOREIRA	BRA	MT Helmets - MSI	KTM	244.3	Practice Nr. 3
38 David SALVADOR	SPA	CIP Green Power	KTM	244.3	Practice Nr. 3
27 Kaito TOBA	JPN	SIC58 Squadra Corse	HONDA	244.3	Practice Nr. 3
80 David ALONSO	COL	Autosolar GASGAS Aspar M3	GASGAS	244.3	Practice Nr. 3
24 Tatsuki SUZUKI	JPN	Leopard Racing	HONDA	244.3	Practice Nr. 3
43 Xavier ARTIGAS	SPA	CFMOTO Racing PruestelGP	CFMOTO	244.3	Qualifying Nr. 1
6 Ryusei YAMANAKA	JPN	Autosolar GASGAS Aspar M3	GASGAS	243.2	Practice Nr. 3
72 Taiyo FURUSATO	JPN	Honda Team Asia	HONDA	243.2	Practice Nr. 3
22 Ana CARRASCO	SPA	BOE Motorsports	KTM	243.2	Qualifying Nr. 1
5 Jaume MASIA	SPA	Leopard Racing	HONDA	243.2	Practice Nr. 3
48 Ivan ORTOLÁ	SPA	Angeluss MTA Team	KTM	242.6	Practice Nr. 3
18 Matteo BERTELLE	ITA	Rivacold Snipers Team	HONDA	242.6	Qualifying Nr. 1
95 Collin VEIJER	NED	Liqui Moly Husqvarna Intact GP	HUSQVARNA	242.6	Qualifying Nr. 1
82 Stefano NEPA	ITA	Angeluss MTA Team	KTM	242.1	Practice Nr. 2
20 Lorenzo FELLON	FRA	CIP Green Power	KTM	241.6	Practice Nr. 3
99 José Antonio RUEDA	SPA	Red Bull KTM Ajo	KTM	241.6	Practice Nr. 3
64 Mario AJI	INA	Honda Team Asia	HONDA	241.0	Practice Nr. 3
70 Joshua WHATLEY	GBR	VisionTrack Racing Team	HONDA	241.0	Qualifying Nr. 1
19 Scott OGDEN	GBR	VisionTrack Racing Team	HONDA	240.0	Qualifying Nr. 1
7 Filippo FARIOLI	ITA	Red Bull KTM Tech3	KTM	239.4	Practice Nr. 3
71 Ayumu SASAKI	JPN	Liqui Moly Husqvarna Intact GP	HUSQVARNA	239.4	Practice Nr. 3
55 Romano FENATI	ITA	Rivacold Snipers Team	HONDA	238.9	Qualifying Nr. 1
53 Deniz ÖNCÜ	TUR	Red Bull KTM Ajo	KTM	237.8	Practice Nr. 3

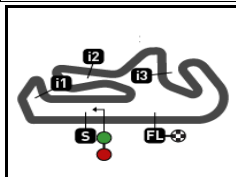
These data/results cannot be reproduced, stored and/or transmitted in whole or in part by any manner of electronic, mechanical, photocopying, recording, broadcasting or otherwise now known or herein after developed without the previous express consent by the copyright owner, except for reproduction in daily press and regular printed publications on sale to the public within 60 days of the event related to those data/results and always provided that copyright symbol appears together as follows below.

© DORNA, 2023

Official MotoGP Timing by TISSOT
www.motogp.com

Portimao, Saturday, March 25, 2023





4592 m.

GRANDE PRÉMIO TISSOT DE PORTUGAL

Qualifying Nr. 1

Best Partial Times

Moto3™

IT Ideal Lap Time, sum of the best partial times

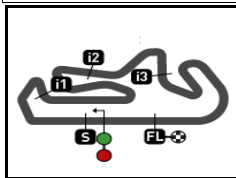
BT Best Lap Time

T1		T2		T3		T4				IT		BT
Pos	Rider	Time	Rider	Time	Rider	Time	Rider	Time	Pos	Rider	IT	BT
1	X.ARTIGAS	22.926	C.VEIJER	34.177	X.ARTIGAS	16.080	T.SUZUKI	34.107	1	X.ARTIGAS	1'47.694	1'47.694 (1)
2	T.SUZUKI	23.131	X.ARTIGAS	34.250	R.FENATI	16.123	R.ROSSI	34.222	2	C.VEIJER	1'47.834	1'47.913 (3)
3	R.ROSSI	23.131	R.ROSSI	34.362	S.OGDEN	16.187	S.OGDEN	34.238	3	T.SUZUKI	1'47.894	1'47.894 (2)
4	M.BERTELLE	23.148	R.FENATI	34.424	T.SUZUKI	16.191	R.FENATI	34.250	4	R.ROSSI	1'47.923	1'48.092 (4)
5	S.OGDEN	23.180	M.BERTELLE	34.444	C.VEIJER	16.196	C.VEIJER	34.255	5	R.FENATI	1'48.018	1'48.834 (11)
6	C.VEIJER	23.206	S.OGDEN	34.452	F.FARIOLI	16.198	M.BERTELLE	34.334	6	S.OGDEN	1'48.057	1'48.293 (6)
7	F.FARIOLI	23.211	T.SUZUKI	34.465	M.AJI	16.202	F.FARIOLI	34.368	7	M.BERTELLE	1'48.152	1'48.206 (5)
8	R.FENATI	23.221	F.FARIOLI	34.537	J.WHATLEY	16.206	S.AZMAN	34.391	8	F.FARIOLI	1'48.314	1'48.614 (7)
9	M.AJI	23.315	S.AZMAN	34.552	R.ROSSI	16.208	X.ARTIGAS	34.438	9	S.AZMAN	1'48.540	1'48.729 (9)
10	S.AZMAN	23.351	M.AJI	34.588	M.BERTELLE	16.226	M.AJI	34.509	10	M.AJI	1'48.614	1'48.687 (8)
11	J.WHATLEY	23.390	J.WHATLEY	34.593	S.AZMAN	16.246	A.CARRASCO	34.512	11	J.WHATLEY	1'48.719	1'48.731 (10)
12	L.FELLON	23.413	T.FURUSATO	34.679	A.CARRASCO	16.363	J.WHATLEY	34.530	12	A.CARRASCO	1'49.098	1'49.379 (13)
13	A.CARRASCO	23.451	A.CARRASCO	34.772	T.FURUSATO	16.384	T.FURUSATO	34.690	13	T.FURUSATO	1'49.271	1'49.271 (12)
14	T.FURUSATO	23.518	L.FELLON	35.069	L.FELLON	16.448	L.FELLON	34.872	14	L.FELLON	1'49.802	1'50.055 (14)

These data/results cannot be reproduced, stored and/or transmitted in whole or in part by any manner of electronic, mechanical, photocopying, recording, broadcasting or otherwise now known or herein after developed without the previous express consent by the copyright owner, except for reproduction in daily press and regular printed publications on sale to the public within 60 days of the event related to those data/results and always provided that copyright symbol appears together as follows below.
© DORNA, 2023

Official MotoGP Timing by 
www.motogp.com






4592 m.

GRANDE PRÉMIO TISSOT DE PORTUGAL

Qualifying Nr. 1

Fastest Laps Sequence

<i>Practice Time</i>	 <i>Rider</i>	<i>Nation</i>	<i>Motorcycle</i>	<i>Time</i>	<i>Km/h</i>	<i>Rider's Lap</i>
3'54.445	72 Taiyo FURUSATO	JPN	HONDA	1'49.271	151.2	2
4'21.969	64 Mario AJI	INA	HONDA	1'49.064	151.5	2
4'26.248	19 Scott OGDEN	GBR	HONDA	1'48.412	152.4	2
5'03.233	54 Riccardo ROSSI	ITA	HONDA	1'48.092	152.9	2
8'49.730	43 Xavier ARTIGAS	SPA	CFMOTO	1'47.694	153.5	4

These data/results cannot be reproduced, stored and/or transmitted in whole or in part by any manner of electronic, mechanical, photocopying, recording, broadcasting or otherwise now known or herein after developed without the previous express consent by the copyright owner, except for reproduction in daily press and regular printed publications on sale to the public within 60 days of the event related to those data/results and always provided that copyright symbol appears together as follows below.

© DORNA, 2023

Official MotoGP Timing by TISSOT
www.motogp.com

Portimao, Saturday, March 25, 2023

